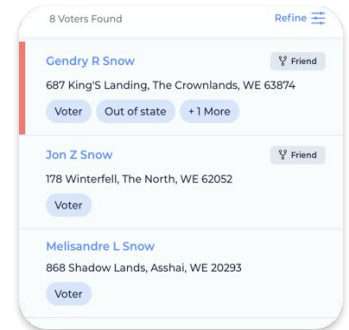


You've been added to a campaign, but what's next? It's time to get canvassing!

1 Search for someone you've met by their name, address or both.

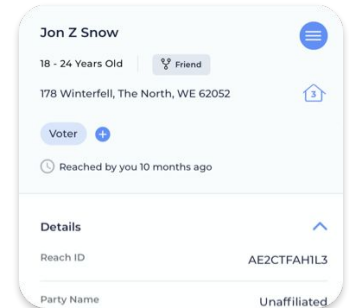
Find your person in results list and tap their name to view their profile.

Tip: Tap  to try refining your search with filters!



2 Confirm you're talking to the right person

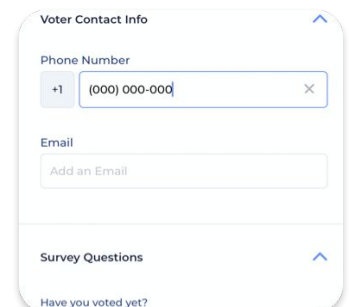
Check name, age range, address etc. These are customized by your campaign, you can tap the "+" con to add more tags to the person.



3 Record responses and survey questions.

Contact Info: Add a phone number and email.
Survey Questions: All of the questions your campaign wants to ask.

Tip: Don't forget to save when you're done!



4 Can't find someone? Go ahead and add them.

Fill out the Name, Address, Contact Info, Relationship, and Survey Responses and tap "Add" in the upper right, then Confirm to add the person.

